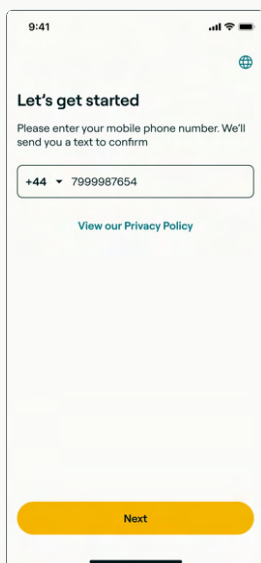


# App guide for Students purchasing their own passes

Please download the RideTandem Rider app from the [App Store](#) or [Google Play Store](#).

If you've been approved for a bursary discount, please ensure you add your Student Reference Number correctly, and the discount will be automatically applied.

## Create account



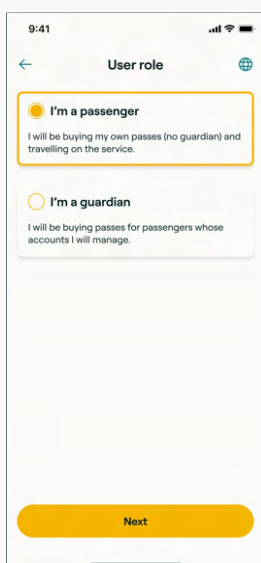
Add your mobile number, you'll receive a verification code



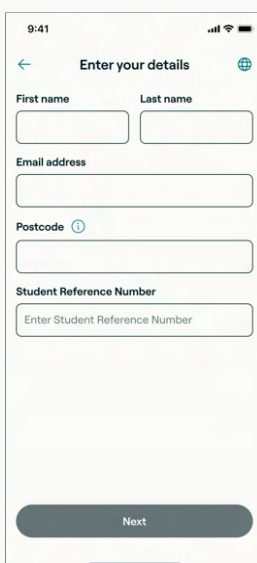
Add your route code from [this list](#)



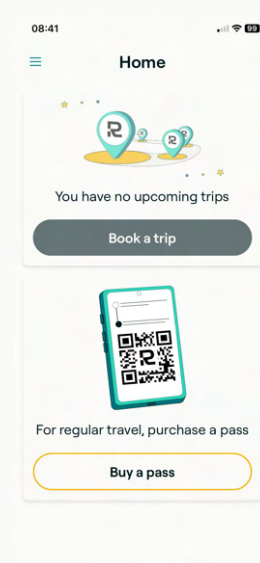
Please review and agree terms and policies



Tap I'm a passenger



Enter your details, all fields are mandatory except Postcode

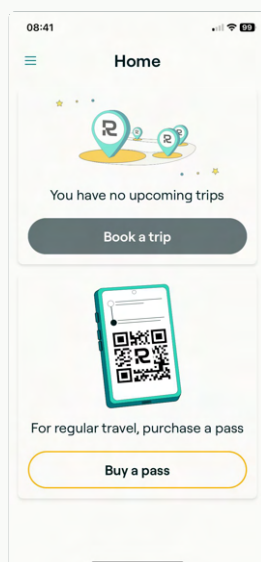


Once your account is successfully created, you'll see your Home screen

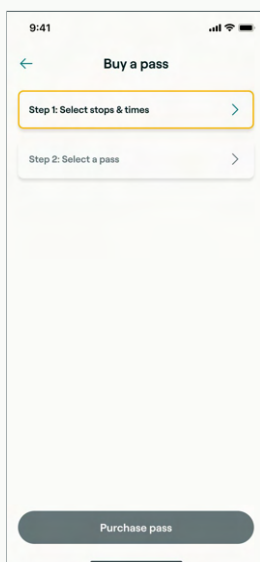
## Select regular pickup stop and pass type

Before purchasing, you'll need to select your regular pickup stop and a pass type.

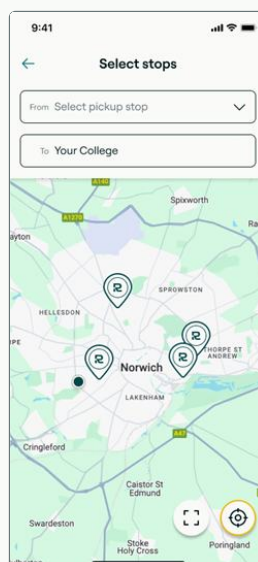
If the pass price in the app doesn't match your expected bursary discount, please do not purchase a pass: please email [bursaries@cornwall.ac.uk](mailto:bursaries@cornwall.ac.uk) to confirm your approved bursary band.



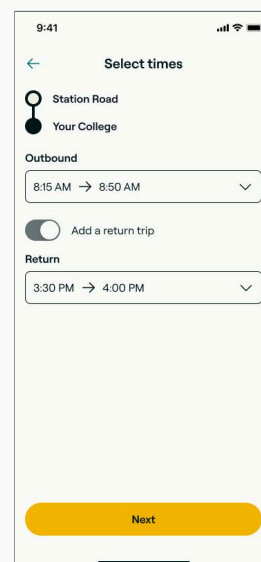
From the Home screen, tap  
Buy a pass



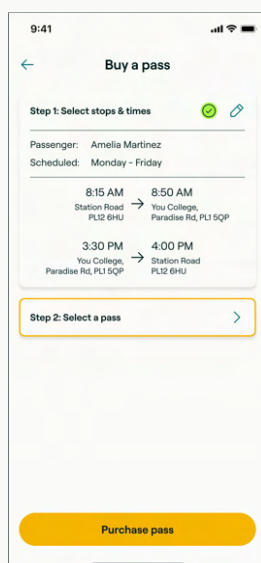
Tap Step 1



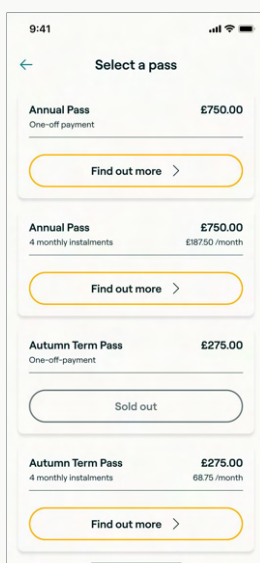
Select a pickup stop from  
the drop-down menu or  
map



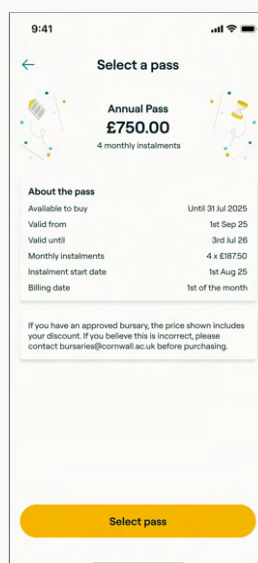
Select outbound and return  
times



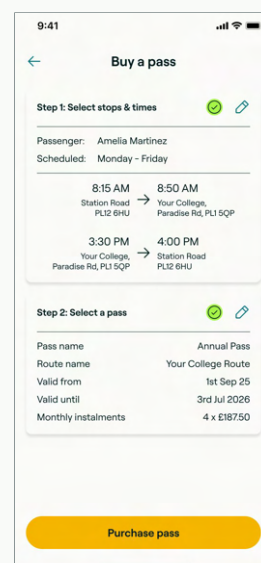
Review your selected  
recurring bookings, then  
tap Step 2



Review available passes and  
tap Find out more on your  
preferred pass



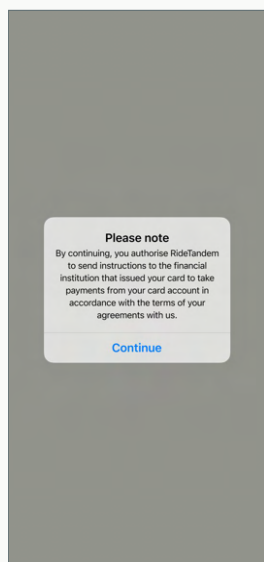
Please review the pass  
purchase details in full  
before tapping Select pass



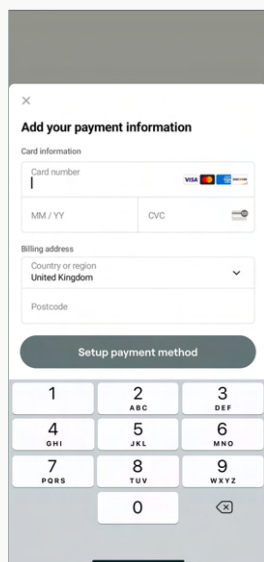
Review your recurring  
bookings and pass, then tap  
Purchase pass

## Purchase pass

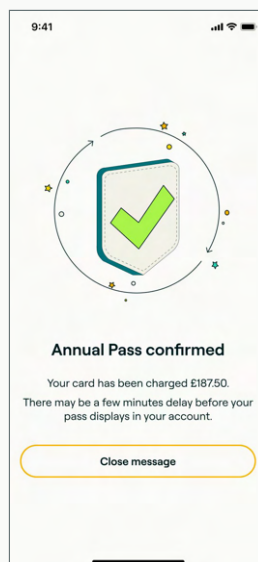
If the pass price in the app doesn't match your expected bursary discount, please do not purchase a pass: please email [bursaries@cornwall.ac.uk](mailto:bursaries@cornwall.ac.uk) to confirm your approved bursary band.



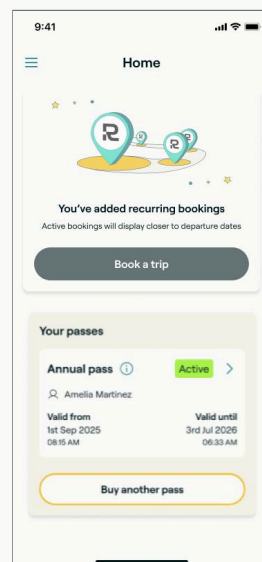
Please review prior to continuing



Securely add your payment details: all major debit and credit cards are accepted

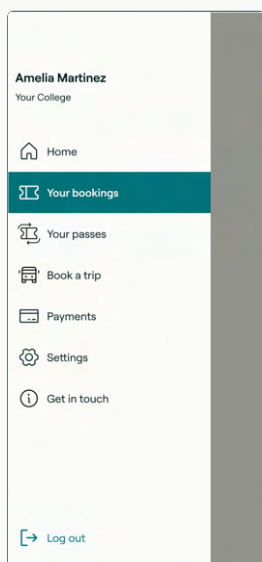


You'll receive confirmation that your payment method has been charged

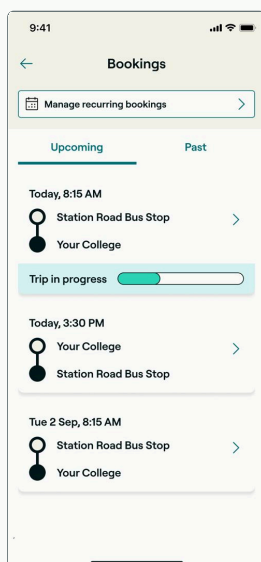


You'll soon see your pass and confirmation of recurring bookings on your Home screen

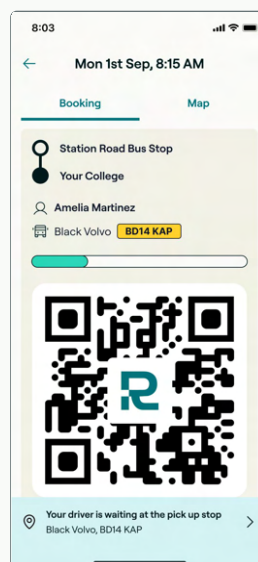
## View your bookings and use your pass



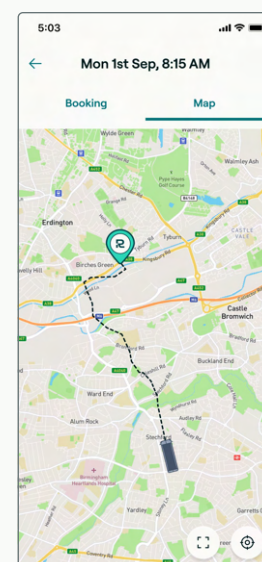
From 1 September, access your bookings via the Menu



Tap your Upcoming booking...



... to access your QR code for the driver to scan on boarding



You can track your assigned vehicle's progress from the Map